

SUMMARY OF APPROPRIATIONS, ALLOTMENTS, OBLIGATIONS, DISBURSEMENTS AND BALANCES  
As of the Quarter Ending December 31, 2020


Department: DEPARTMENT OF SCIENCE AND TECHNOLOGY  
Agency: SCIENCE EDUCATION INSTITUTE  
Operating Unit:  
Organization Code (UACS): 1901000000  
Funding Source Code (as Clustered):


X	Current Year Appropriations
	Continuing Appropriations
	Supplemental Appropriations


Particulars	UACS CODE	Appropriations					Current Year Obligations					Current Year Disbursements					Balances																									
		Authorized Appropriation	Adjustments	Adjusted Appropriations	Allotments Received	Adjustments	Transfer To	Transfer From	Adjusted Total Allotments	1st Quarter ending	2nd Quarter ending	3rd Quarter ending	4th Quarter ending	Total	1st Quarter ending	2nd Quarter ending	3rd Quarter ending	4th Quarter ending	Total	Unobligated Allotment	Grand Obligations																					
										March 31	June 30	Sept. 30	Dec. 31		March 31	June 30	Sept. 30	Dec. 31			December	January																				
<b>1. CURRENT YEAR BUDGET/APPROPRIATIONS</b>																																										
<b>A. AGENCY SPECIFIC BUDGET</b>																																										
Personnel Services		31,39,000.00	1,25,300.00	32,643,000.00	45,200,000.00			45,200,000.00	0,319,002.38	7,280,039.91	3,174,488.50	11,267,025.01	44,024,598.79	9,260,561.04	73,480,011.98	11,197,788.31	31,395,281.38	147,944,284.04	589,702.30	349,305.13																						
Salaries and Wages																																										
Salaries and Wages - Regular		25,57,000.00	322,000.00	25,892,000.00	25,234,000.00			25,234,000.00	3,189,378.31	5,199,614.44	6,492,781.00	5,364,274.00	15,118,082.15	9,319,715.87	8,425,443.71	1,472,051.34	5,152,000.27	31,888,199.89	6,700.36	289,865.8																						
Other Compensation																																										
Personal Economic Relief Allowance (PERA)		1,178,000.00	18,948.48	1,196,948.48	1,194,548.48			1,194,548.48	385,918.18	225,000.00	398,970.18	364,000.00	1,194,548.48	595,918.18	225,000.00	398,970.18	394,000.00	1,194,548.48																								
Representation Allowance (RA)		390,000.00	12,580.00	402,580.00	402,580.00			402,580.00	70,980.00	314,300.00	73,750.00	197,860.00	402,580.00	197,860.00	314,300.00	73,750.00	197,860.00	402,580.00																								
Transpiration Allowance (TA)		380,000.00	229,370.00	609,370.00	59,200.00			59,200.00	20,380.00	1,200.00	15,260.00	11,500.00	39,200.00	32,960.00	8,500.00	19,760.00	11,200.00	39,200.00																								
Cost-of-Living Allowance		294,000.00	1,000.00	295,000.00	295,000.00			295,000.00	208,200.00	2,000.00	2,000.00	2,000.00	295,000.00	208,200.00	2,000.00	2,000.00	2,000.00	295,000.00																								
Subsistence, Laundry and Quarters Allowance		2,234,000.00	1,602,000.00	3,836,000.00	3,722,000.00			3,722,000.00	419,000.00	1,173,564.00	46,391.00	224,482.21	1,422,918.20	419,000.00	323,264.00	46,391.00	324,482.21	1,422,918.20			149,891.71																					
Productivity Enhancement Incentive		245,000.00		245,000.00	245,000.00			245,000.00	245,000.00				245,000.00	245,000.00				245,000.00			3,200.00																					
Other bonuses and Allowance-Mid year		2,401,000.00		2,401,000.00	2,401,000.00			2,401,000.00		2,000,000.00			2,401,000.00		2,000,000.00			2,401,000.00																								
Hazard Pay		1,282,000.00		1,282,000.00	1,282,000.00			1,282,000.00	328,111.27	1,950,214.24	284,751.31	719,021.91	1,282,000.00	328,111.27	1,950,214.24	284,751.31	719,021.91	1,282,000.00																								
Longevity Pay		2,714,000.00	227,077.73	2,941,077.73	2,941,077.73			2,941,077.73	583,975.00	1,965,922.27	588,441.00	1,922,482.21	2,941,077.73	583,975.00	1,965,922.27	588,441.00	1,922,482.21	2,941,077.73																								
Daytime and Night Pay		454,775.00	454,775.00	909,550.00	909,550.00			909,550.00	454,775.00				909,550.00	454,775.00				909,550.00																								
Cash Diff.		248,000.00	248,000.00	496,000.00	496,000.00			496,000.00	248,000.00				496,000.00	248,000.00				496,000.00																								
Trip and Bonus		1,163,000.00	8,300.00	1,171,300.00	1,171,300.00			1,171,300.00	2,155,734.00				2,155,734.00	2,155,734.00				2,155,734.00			1,265.40																					
Personal Benefit Contributions																																										
Life and Retirement Insurance Contributions																																										
Paid-up Contributions		58,000.00	800.00	58,800.00	58,000.00			58,000.00	9,300.00	27,000.00	14,000.00	14,000.00	58,800.00	9,300.00	27,000.00	14,000.00	14,000.00	58,800.00																								
Health Contributions		286,000.00	772,720.00	1,058,720.00	1,058,720.00			1,058,720.00	54,300.00	1,011,600.00	37,200.00	38,300.00	1,058,720.00	54,300.00	1,011,600.00	37,200.00	38,300.00	1,058,720.00																								
E.O.C. Contributions		58,000.00	300.00	58,300.00	58,000.00			58,000.00	3,200.00	30,000.00	14,000.00	14,000.00	58,300.00	3,200.00	30,000.00	14,000.00	14,000.00	58,300.00																								
Other Personal Benefits																																										
Monetization			803,991.40	803,991.40	803,991.40			803,991.40	803,991.40				803,991.40	803,991.40				803,991.40																								
SPR			482,000.00	482,000.00	482,000.00			482,000.00	482,000.00				482,000.00	482,000.00				482,000.00																								
DAK			1,225,000.00	1,225,000.00	1,225,000.00			1,225,000.00	1,225,000.00				1,225,000.00	1,225,000.00				1,225,000.00																								
Other Personal Benefits-Livability Awards			70,000.00	70,000.00	70,000.00			70,000.00	70,000.00				70,000.00	70,000.00				70,000.00																								
Terminal Leave Benefits - Civilian		2,600,000.00	300,000.00	2,900,000.00	2,900,000.00			2,900,000.00	2,900,000.00				2,900,000.00	2,900,000.00				2,900,000.00			5,000.00																					
<b>Maintenance &amp; Other Operating Expenses</b>		<b>1,484,214,200.00</b>	<b>214,763,999.00</b>	<b>1,698,978,199.00</b>	<b>1,487,418,919.00</b>			<b>1,487,418,919.00</b>	<b>1,244,389,726.54</b>	<b>1,398,719,313.77</b>	<b>1,228,313,291.39</b>	<b>875,186,044.48</b>	<b>1,439,379,894.48</b>	<b>1,482,328,376.64</b>	<b>1,161,212,743.73</b>	<b>1,279,732,34.12</b>	<b>1,483,315,814.79</b>	<b>1,486,486,328.68</b>	<b>28,598,994.32</b>	<b>32,338,375.00</b>																						
Traveling Expenses																																										
Travel Expenses-Local		465,000.00	126,772.48	591,772.48	591,772.48			591,772.48	338,327.51	79,465.00	58,447.00	37,422.00	32,004.00	315,273.00	79,465.00	58,447.00	37,422.00	32,004.00	315,273.00			19,315.00																				
Travel Expenses-Foreign		128,000.00		128,000.00	128,000.00			128,000.00																																		
Training and Scholarships Expenses																																										
Training Expenses		27,600,000.00	(11,450,200.00)	16,149,800.00	16,149,800.00			16,149,800.00	5,560,000.00	1,134,358.12	166,389.5	1,473,511.31	5,419,239.53	11,944,568.12	1,373,024.82	1,311,469.00	699,004.45	5,219,078.31	7,197,338.08	4,755,041.88	1,897,381.4																					
ICT Training Expenses		19,000.00	(50,000.00)	(31,000.00)	(31,000.00)			(31,000.00)																																		
Scholarship Expenses		4,946,000.00	2,823,199.00	7,769,199.00	7,769,199.00			7,769,199.00	1,437,344,001.00	1,239,755,377.38	1,297,555,253.8	1,214,333,800.35	863,589,438.94	4,418,794,372.58	1,58,482,951.88	1,58,566,933.07	1,278,331,025.78	996,318,020.97	4,900,889,492.00	21,748,028.92	38,325,209.48																					
Supplies and Materials Expenses																																										
Office Supplies Expenses		28,700.00	46,100.00	74,800.00	74,800.00			74,800.00	25,000.00		18,000.00		43,000.00		78,000.00			74,800.00			38,600.00																					
ICT Office Supplies Expenses		400,000.00	32,500.00	432,500.00	432,500.00			432,500.00	537,000.00			211,200.00	748,200.00	400,000.00				432,500.00			49,500.00																					
Classroom and Laboratory Expenses		39,000.00	125,025.51	164,025.51	164,025.51			164,025.51	153,734.41	171,711.34	199,120.00	91,973.11	375,325.51	35,194.41	93,173.21	27,094.34	597,000.4	164,025.51			75,244.7																					
Other Supplies Expenses		460,000.00	(128,000.00)	332,000.00	332,000.00			332,000.00	270,000.00	91,640.00	5,000.00	38,200.00	309,840.00	310,640.00	1,300.00	92,028.66	164,025.51	332,000.00			18,542.9	1,214.00																				
Utility Expenses																																										
Water Expenses		171,000.00	177,000.00	348,000.00	348,000.00			348,000.00	140,000.00			73,021.00	177,000.00	177,000.00				177,000.00			1,075.00	27,000.00																				
Electricity Expenses		2,170,000.00	226,425.01	2,396,425.01	2,396,425.01			2,396,425.01	158,315.47	38,107.25	94,183.73	80,200.00	1,760,505.35	158,315.47	38,107.25	94,183.73	80,200.00	1,760,505.35			380,536.39																					
Communication Expenses																																										
Postage and Courier Expenses		22,000.00	172,000.00	194,000.00	194,000.00			194,000.00	30,000.00				194,000.00	30,000.00				194,000.00			30,000.00																					
Telephone Expenses-Landline		29,000.00	(10,000.00)	19,000.00	19,000.00			19,000.00	0,700.00	37,323.37	13,680.00	10,000.00	39,000.00	39,000.00	29,000.00	160,380.83	86,311.48	270,373.03			29,797.02																					
Telephone Expenses-Mobile		323,000.00	(179,000.00)	144,000.00	144,000.00			144,000.00																																		



Particulars	VACS CODE	Appropriations							Current Year Obligations					Current Year Disbursements					Balances					
		Authorized Appropriation	Adjustments	Adjusted Appropriations	Allotments Received	Adjustments	Transfer To	Transfer From	Adjusted Total Allotments	1st Quarter ending March 31	2nd Quarter ending June 30	3rd Quarter ending Sept. 30	4th Quarter ending Dec. 31	Total	1st Quarter ending March 31	2nd Quarter ending June 30	3rd Quarter ending Sept. 30	4th Quarter ending Dec. 31	Total	Unreleased Appropriations	Unobligated Allotment	Unpaid Obligations		
																						One Year	Five Year	
		3.00	4.00	5,000.00	6.00	7.00	8.00	9.00	10 + (10 + 10 + 10)	11.00	12.00	13.00	14.00	15 + (15 + 15 + 15)	16.00	17.00	18.00	19.00	20 + (20 + 20 + 20)	21 + (21)	22 + (22 + 22)	23	24	
Recess & Maintenance																								
RM - Buildings																								
RM - Office Buildings		10,000.00	(5,000.00)	5,000.00	15,000.00				5,000.00	11,000.00				11,000.00	17,000.00							3,940.00		
RM - Office Equipment, Furnitures and Fixtures		100,000.00	(25,000.00)	75,000.00	15,000.00				15,000.00	5,000.00	30,000.00		15,000.00	54,500.00	5,000.00	30,000.00		16,250.00				1,948.00		
RM - Transportation Equipment		400,000.00	(341,107.38)	58,892.62	58,892.62				13,500.00	14,922.00	7,428.00		17,350.00	52,730.00	13,300.00	17,400.00	10,740.00				10,740.00	5,600.00		
Miscellaneous Expenses		30,000.00		30,000.00	30,000.00				18,294.08	13,244.23			35,067.31	31,289.19	18,294.98	13,244.23					31,289.19	7,152.24		
Taxes, Insurance Premiums and Other Fees		100,000.00		100,000.00	100,000.00				100,000.00	100,000.00	15,000.00		15,000.00	470,121.15	218,000.25	200,000.00	15,000.00				218,000.25	29,296.25	1,200.00	
Fidelity Bond Premiums		100,000.00	(17,460.51)	82,539.49	82,539.49				82,539.49	37,747.23	4,779.78		7,760.25	115,116.51	21,418.27	37,747.23					115,116.51	11,827.22		
Insurance Expenses		100,000.00		100,000.00	100,000.00				100,000.00	100,000.00	15,000.00		15,000.00	470,121.15	218,000.25	200,000.00	15,000.00				218,000.25	29,296.25	1,200.00	
Capital Outlays		13,047,000.00	(1,384,700.00)	11,662,300.00	11,742,300.00				11,542,300.00	7,220,472.14				1,198,749.00	11,420,942.04	54,388.00	6,716,364.00				3,886,118.00	1,487,463.04	2,397,908.00	7,353,748.00
Buildings																								
Office Buildings																								
Office Equipment, Furniture and Fixtures																								
Office Equipment		30,000.00	(8,300.00)	21,700.00	21,700.00				21,700.00	21,700.00				43,400.00	11,350.00							106,140.00	12,360.00	
Printing Equipment																								
Furniture and Fixtures																								
IT Equipment and Software, etc		12,980,000.00	(1,376,300.00)	11,603,700.00	11,684,000.00				11,484,000.00	7,799,212.14				1,449,240.00	11,248,252.14	54,388.00	6,716,364.00				3,886,118.00	1,487,463.04	2,397,908.00	
Transportation Equipment																								
Motor Vehicles																								
B. SPECIAL PURPOSE FUNDS			2,321,460.00	2,321,460.00	393,752.00			3,848,416.00	2,321,460.00				1,313,882.00	1,339,714.00	2,321,460.00					1,313,882.00	1,339,714.00	2,321,460.00	7,853.50	
Miscellaneous Personal Benefits Fund			2,027,708.00	2,027,708.00			2,048,416.00	2,027,708.00					1,313,882.00	1,339,714.00	2,027,708.00					1,313,882.00	1,339,714.00	2,027,708.00	9,255.00	
Pension and Gratuity Fund			303,752.00	303,752.00	393,752.00			393,752.00	303,752.00				393,752.00	393,752.00	303,752.00					393,752.00	393,752.00	303,752.00	1,338.00	
C. AUTOMATIC APPROPRIATIONS		1,115,000.00	2,322,665.00	3,437,665.00	3,437,665.00			2,530,781.00	3,437,665.00				1,922,903.00	488,885.00	278,894.37	18,063.15				488,885.00	278,894.37	18,063.15	3,322.00	
Retirement and Life Insurance Premiums		1,115,000.00	(2,322,665.00)	(1,207,665.00)	(1,207,665.00)			2,530,781.00	3,437,665.00				1,922,903.00	488,885.00	278,894.37	18,063.15				488,885.00	278,894.37	18,063.15	3,322.00	
Security Object of Expenditures																								
TOTAL CURRENT YEAR BUDGET/APPROPRIATION		17,441,700.00	(2,160,700.00)	15,281,000.00	15,321,300.00			13,812,300.00	15,281,000.00				13,812,300.00	15,281,000.00	15,281,000.00	15,281,000.00	15,281,000.00	15,281,000.00	15,281,000.00	15,281,000.00	15,281,000.00	15,281,000.00	15,281,000.00	
II. PRIOR YEARS' BUDGET/CONTINUING APPROPRIATION																								
D. Unreleased Appropriations																								
E. Unobligated Allotment																								
Prior Years Obligation and Cancellation/Replacement of checks																								
GRAND TOTAL		17,441,700.00	(2,160,700.00)	15,281,000.00	15,321,300.00			13,812,300.00	15,281,000.00				13,812,300.00	15,281,000.00	15,281,000.00	15,281,000.00	15,281,000.00	15,281,000.00	15,281,000.00	15,281,000.00	15,281,000.00	15,281,000.00	15,281,000.00	

Certified Correct:  ANITA E. GORGONIO  
 Director II & OIC, Budget Unit

Recommending Approval:  PHILIP J. BUE  
 Accountant II

Approved By:  JOSETTE T. BIYO  
 Director IV