

STATEMENT OF APPROVED BUDGET, UTILIZATIONS, DISBURSEMENTS AND BALANCES FOR TRUST RECEIPTS  
As of the Quarter Ending September 30, 2019

FAR No. 6

Department: DEPARTMENT OF SCIENCE AND TECHNOLOGY  
Agency: SCIENCE EDUCATION INSTITUTE  
Operating Unit:  
Organization Code (UACS): 190180000000  
Funding Source Code (as Clustered):

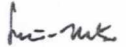
Inter Agency Fund Transfer  
Grants and Donations (Less than 12 months)


Source Agencies and Projects	UACS CODE	Approved Budget			Utilizations					Disbursements					Balances		
		Approved Budgeted Revenue/Receipts	Adjustments (Additions, Reductions, Modifications/ Augmentations)	Adjusted Budgeted Revenue	1st Quarter ending March 31	2nd Quarter ending June 30	3rd Quarter ending Sept. 30	4th Quarter ending Dec. 31	Total	1st Quarter ending March 31	2nd Quarter ending June 30	3rd Quarter ending Sept. 30	4th Quarter ending Dec. 31	Total	Unutilized Budget	Unpaid Utilizations (10-15)=(17+18)	
																Due and Demandable	Not Yet Due and Demandable
1	2	3	4	5=[3+4]	6	7	8	9	10=(6+7+8+9)	11	12	13	14	15=(11+12+13+14)	16=(5-10)	17	18
Department of Science and Technology																	
Science Education Institute																	
ASEAN Research Cambodia, LAO PDR on Myanmar		12,093,550.82		12,093,550.82	2,326,258.23	1,716,480.96	4,559,989.88	-	8,602,728.87	2,326,258.23	1,716,480.96	3,435,381.04	-	7,478,120.23	3,480,821.95		1,124,808.64
PS																	
MOOE		12,093,550.82		12,093,550.82	2,326,258.23	1,716,480.96	4,559,989.88		8,602,728.87	2,326,258.23	1,716,480.96	3,435,381.04		7,478,120.23	3,480,821.95		1,124,808.64
CO																	
DOST Human Resource Development Program		6,634,400.30	38,539,354.34	45,173,754.64	6,419,246.84	12,020,550.01	18,519,360.24	-	36,959,157.09	6,419,246.84	12,020,550.01	14,902,461.99	-	33,342,258.84	8,214,597.55		3,816,898.25
PS																	
MOOE		6,634,400.30	38,539,354.34	45,173,754.64	6,419,246.84	12,020,550.01	18,519,360.24		36,959,157.09	6,419,246.84	12,020,550.01	14,902,461.99		33,342,258.84	8,214,597.55		3,816,898.25
CO																	
Newton Fund Scholarships		185,499.70	2,221,200.30	2,406,699.70	-	-	2,321,257.00	-	2,321,257.00	-	-	1,991,089.88	-	1,361,369.88	35,442.70		1,200,187.20
PS																	
MOOE		185,499.70	2,221,200.30	2,406,699.70			2,321,257.00		2,321,257.00			1,991,089.88		1,361,369.88	35,442.70		1,200,187.20
CO																	
GRAND TOTAL																	
PS																	
MOOE		18,313,450.82	40,760,564.34	59,674,005.16	8,745,505.07	13,737,030.97	25,400,506.92		47,983,142.96	8,745,505.07	13,737,030.97	19,428,812.93		41,311,438.97	11,398,982.20		1,971,964.38
CO																	

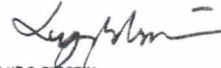
Certified Correct:


Recommending Approval:

Approved By:

  
RACQUEL M. TOLENTINO  
Budget Officer III  
Date: \_\_\_\_\_

  
SHEENA MAE K. BALADUY  
PIC, Accounting Unit  
Date: \_\_\_\_\_

  
LUZ S. RINCIN  
Chief FAD  
Date: \_\_\_\_\_

  
JOSETTE T. SYO  
Director IV  
Date: \_\_\_\_\_