



2013 Tagisang Robotics Evaluation



Evaluation of Participants

Participating Schools by Number of Students and Coaches

Name of Schools	No. of Students	No. of Coach	Total
1. Bangkal High School	10	1	11
2. Benigno Aquino High School	10	1	11
3. Caloocan City Science High School	10	1	11
4. Caloocan High School	10	1	11
5. Caruhatan National High School	10	1	11
6. Colegio De San Juan de Letran Calamba	10	1	11
7. Don Alejandro Roces Sr. S&T High School	10	1	11
8. Dr. Yanga's Colleges, Inc.	10	1	11
9. Grace Christian College	10	1	11
10. Hope Christian High School	10	1	11
11. Juan Sumulong National HS	10	1	11
12. La Salle Greenhills	10	1	11
13. Las Piñas East National High School	10	1	11
14. Las Piñas National High School	10	1	11
15. Makati Science High School	10	1	11

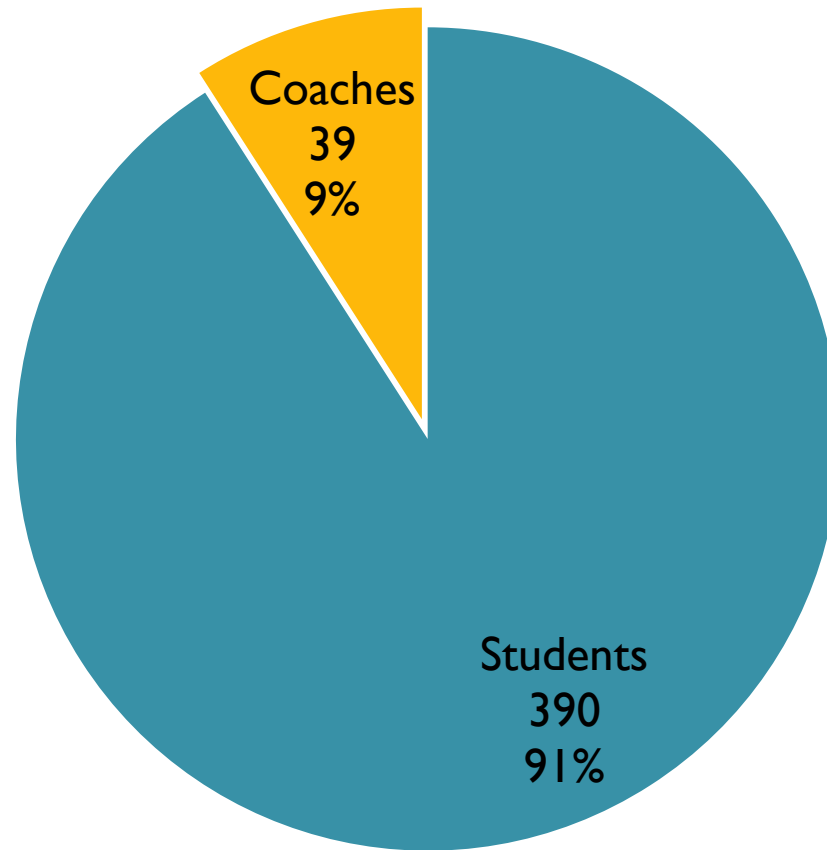
Participating Schools by Number of Students and Coaches

Name of Schools	No. of Students	No. of Coach	Total
16. Malabon National High School	10	1	11
17. Malayan High School of Science	10	1	11
18. Manila Science High School	10	1	11
19. Marcelo H. Del Pilar High School	10	1	11
20. Marikina Science High School	10	1	11
21. Muntinlupa Science High School	10	1	11
22. Parañaque Science High School	10	1	11
23. PAREF - Southridge School	10	1	11
24. Pasay City Science High School	10	1	11
25. Pasay City South High School	10	1	11
26. Pasig City Science High School	10	1	11
27. Pateros National HS	10	1	11
28. Pitogo High School	10	1	11
29. PSHS – Main	10	1	11
30. Ramon Magsaysay High School - Cubao	10	1	11

Participating Schools by Number of Students and Coaches

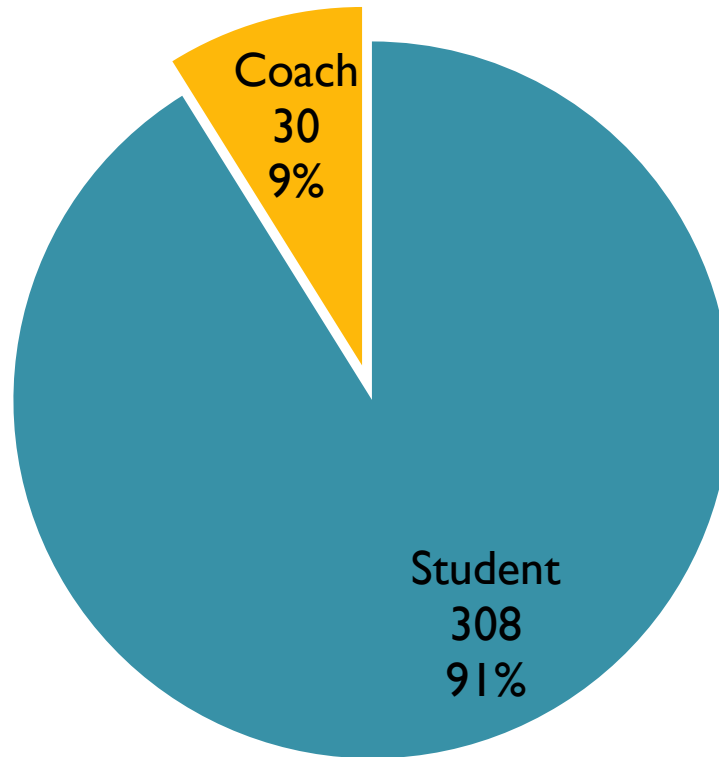
Name of Schools	No. of Students	No. of Coach	Total
31. Rizal High School	10	1	11
32. Rizal National Science High School	10	1	11
33. Sen. Renato Cayetano Mem. S&T HS	10	1	11
34. Sitero Francisco Memorial National HS	10	1	11
35. St. Paul College of Makati	10	1	11
36. Taguig Science High School	10	1	11
37. Tibagan High School	10	1	11
38. Valenzuela City Science High School	10	1	11
39. Victorino Mapa High School	10	1	11
TOTAL	390	39	429

Profile of Participants



TOTAL NUMBER OF PARTICIPANTS: 429

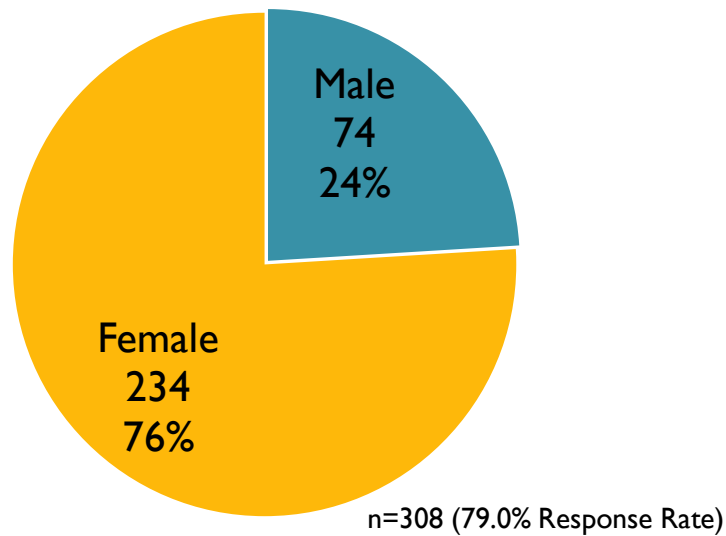
Number of Respondents by Occupation



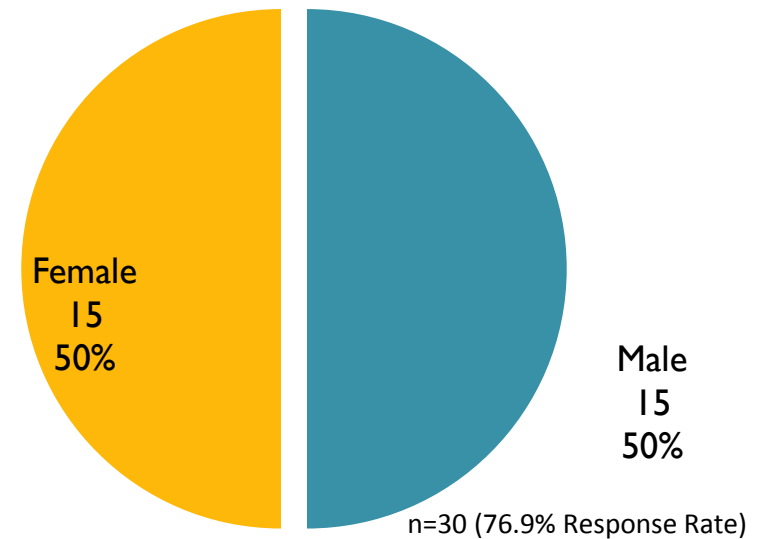
TOTAL NO. OF PARTICIPANT-RESPONDENTS: **338**

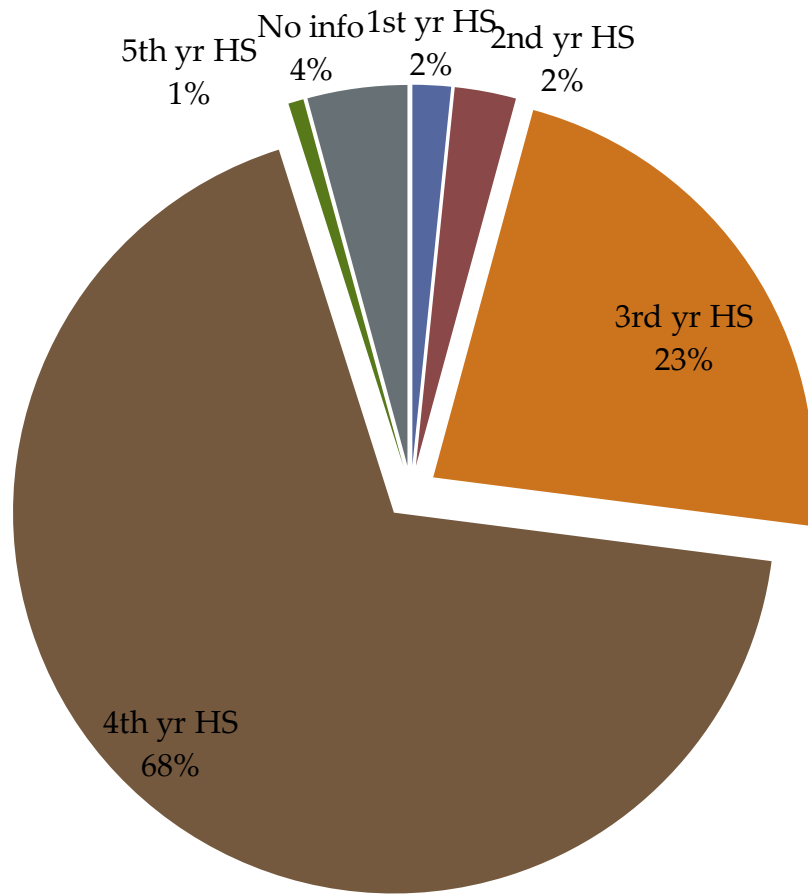
Number of Respondents by Occupation by Sex

Distribution of Student-Respondents by Sex



Distribution of Coach-Respondents by Sex





TOTAL NO. OF STUDENT-RESPONDENTS: **307**

Distribution of Student-respondents by Year Level

Participating Schools by Number of Students and Coaches who accomplished the Evaluation Form

Name of Schools	No. of Students	No. of Coach	Total
1. Bangkal High School	8	0	8
2. Benigno Aquino High School	10	1	11
3. Caloocan City Science High School	9	1	10
4. Caloocan High School	10	1	11
5. Caruhatan National High School	7	1	8
6. Colegio De San Juan de Letran Calamba	0	0	0
7. Don Alejandro Roces Sr. S&T High School	9	1	10
8. Dr. Yanga's Colleges, Inc.	8	1	9
9. Grace Christian College	6	1	7
10. Hope Christian High School	6	1	7
11. Juan Sumulong National HS	8	1	9
12. La Salle Greenhills	8	1	9
13. Las Piñas East National High School	9	1	10
14. Las Piñas National High School	8	1	9
15. Makati Science High School	7	0	7

Participating Schools by Number of Students and Coaches who accomplished the Evaluation Form

Name of Schools	No. of Students	No. of Coach	Total
16. Malabon National High School	10	1	11
17. Malayan High School of Science	9	0	9
18. Manila Science High School	8	1	9
19. Marcelo H. Del Pilar High School	10	1	11
20. Marikina Science High School	10	1	11
21. Muntinlupa Science High School	7	0	7
22. Parañaque Science High School	4	0	4
23. PAREF - Southridge School	2	0	2
24. Pasay City Science High School	9	0	9
25. Pasay City South High School	10	1	11
26. Pasig City Science High School	9	0	9
27. Pateros National HS	4	1	5
28. Pitogo High School	0	0	0
29. PSHS – Main	1	9	10
30. Ramon Magsaysay High School - Cubao	1	10	11

Participating Schools by Number of Students and Coaches who accomplished the Evaluation Form

Name of Schools	No. of Students	No. of Coach	Total
31. Rizal High School	10	1	11
32. Rizal National Science High School	0	0	0
33. Sen. Renato Cayetano Mem. S&T HS	7	1	8
34. Sitero Francisco Memorial National HS	8	1	9
35. St. Paul College of Makati	10	1	11
36. Taguig Science High School	7	1	8
37. Tibagan High School	10	1	11
38. Valenzuela City Science High School	10	0	11
39. Victorino Mapa High School	10	1	11
No information	13	2	15
TOTAL	308	30	338

Average Rating and Rank for Each Aspect/Activity as assessed by Respondents by Occupation

Aspect/Activity	Students		Coaches		All	
	Score	Rank	Score	Rank	Score	Rank
Sense of team spirit and esprit de corps	9.49	1	9.46	2	9.49	1
Appropriateness of venue for the competition	9.42	2	9.53	1	9.42	2
Safety/Security provided by the organizers	9.32	3	9.33	3	9.32	3
Performance of assigned roles	9.22	4	9.11	8	9.21	4
Organization of program/activities in the competition	9.19	5	9.30	6	9.20	5
Cooperation/commitment of co-members	9.18	6	9.04	12	9.17	6
Clarity of roles of each member	9.17	7	9.07	10	9.16	7
Conduciveness of venue for training	9.17	8	8.97	13	9.15	8
Flexibility of co-members	9.15	9	9.14	7	9.15	9

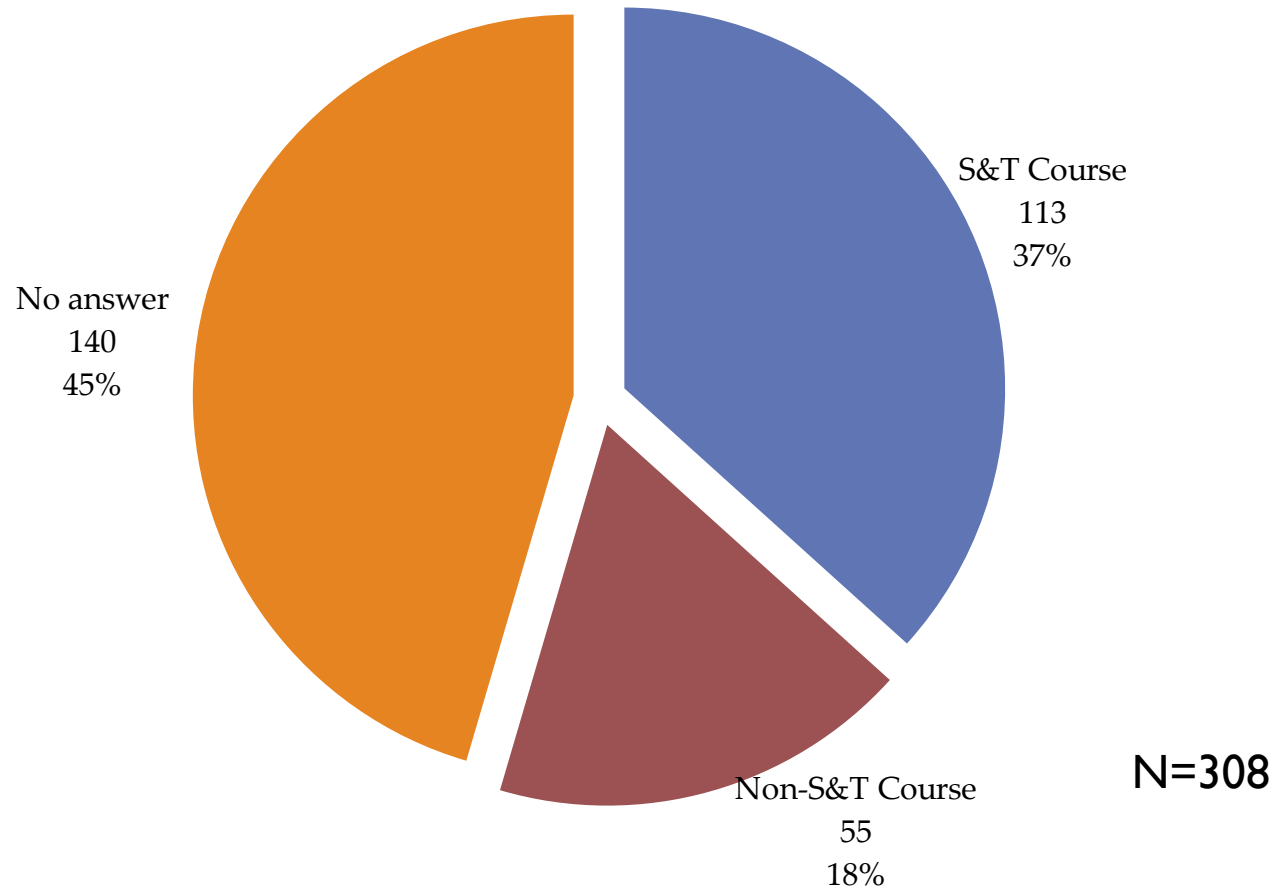
Average Rating and Rank for Each Aspect/Activity as assessed by Respondents by Occupation

Aspect/Activity	Students		Coaches		All	
	Score	Rank	Score	Rank	Score	Rank
Participation of co-members in team decisions	9.13	10	9.07	9	9.12	10
Relevance/usefulness of the topics discussed	9.08	11	8.87	15	9.06	11
Friendliness of event staff/volunteers/organizers	9.03	13	9.30	4	9.05	12
Effectiveness of visual aids/materials provided	9.06	12	8.67	21	9.02	13
Assistance given by the organizers	9.00	15	8.90	14	8.99	14
Fairness of referees' judgments/calls	8.93	16	9.30	5	8.96	15
Usefulness of manual provided in the kit	9.03	14	8.13	25	8.95	16
Speakers' mastery of subject matter	8.92	17	8.73	19	8.91	17
Effectiveness of help desks/stations	8.88	18	8.68	20	8.86	18
Adequacy of communication facilities (website, Facebook, etc.	8.86	19	8.79	17	8.85	19

Average Rating and Rank for Each Aspect/Activity as assessed by Respondents by Occupation

Aspect/Activity	Students		Coaches		All	
	Score	Rank	Score	Rank	Score	Rank
Adequacy of time given for building the robot	8.83	20	9.07	11	8.85	20
Fairness of the scoring system	8.82	21	8.76	18	8.82	21
Adequacy /Completeness of parts to build the robot	8.70	22	8.43	24	8.67	22
Adequacy of time given in the competition	8.64	23	8.87	15	8.66	23
Clarity of game mechanics	8.64	24	8.50	22	8.63	24
Usefulness of instructions given in the website	8.43	25	8.45	23	8.43	25
Technical advice given by engineers (if any)	8.15	26	7.00	27	8.04	26
Support given by the School	7.92	27	8.00	26	7.93	27
Support given by the Community	7.63	28	6.41	28	7.52	28
Acceptability of cost of KOP (for private HS)	5.56	29	5.11	29	5.52	29

Preferred Course of Student-Respondents



22 out of 55 participants who initially preferred Non-Science course for their college degree changed to Science course after participating in the Tagisang Robotics.

Twenty-two (22) Cases of Students who Changed their Choice of College Degree from Non-S&T Course to S&T Course and their Reasons

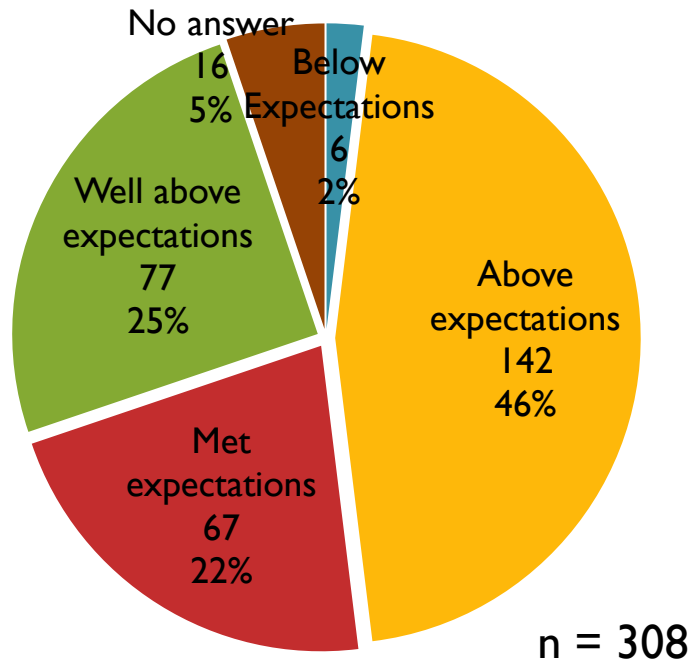
ID No.	Sex	From Non-S&T Course	To S&T Course	Reason for Changing
4	Female	BS Accountancy	ECE	No answer
9	Female	BS Accountancy	ECE	No answer
10	Male	BS Accountancy	BS Computer Engineering	I want to learn about programming
14	Male	Pilot	Computer Programming	I want to explore more about programming
50	Male	Architecture	ECE	Some of the lessons are applicable to the degree I plan to take
85	Male	Business Administration	Engineering	If I will have a chance, I will study again to fulfil my hunger for machines
98	Female	Architecture	Mechanical Engineering	No answer
107	Female	Advertising	ECE	It's fun.
121	Male	Crane operator	Aircraft Mechanic	No answer
168	Male	BAA / Law	Electrical Engineering	I find the event fun which is related to the degree

Twenty-two (22) Cases of Students who Changed their Choice of College Degree from Non-S&T Course to S&T Course and their Reasons

ID No.	Sex	From Non-S&T Course	To S&T Course	Reason for Changing
173	Male	Accountancy	Civil Engineering	No info/answer
181	Male	BS Psychology	Electrical Engineering	No info/answer
218	Male	Accountancy	Computer Engineering	No info/answer
224	Male	BS Communication	Mechanical Eng.	No info/answer
249	Male	Accountancy	Engineering	i find my self more productive in this course
264	Female	Education	Civil Engineering	No info/answer
265	Male	HRM	Engineering	No info/answer
268	Male	Interior designer	I.T.	No info/answer
269	Female	Mass Communication	Industrial Engineering	No info/answer
270	Female	Accountancy	engineering and HRM	No info/answer
288	Male	Business Administration	Mechatrician	robots are freakin awesome!
312	Male	Education	Electronics	No info/answer

Rate of Over-all Experience by Respondents

Students



Coaches

